



Branding Guide

It remains crucial that we protect and build the Motor Wheel brand. The following sections contain everything you'll need to know to communicate using the Motor Wheel brand and tagline, including various documents, logo and brand guidelines and examples of proper and improper applications. Additionally, please keep the following suggestions in mind to maximize our brand.

Use the Brand Selectively

Products, business forms, advertising, websites, presentations, specialty items and facility and trade show signage are the only objects that must feature the brand. No other application requires the use of the logo. Any time we use the brand, it should be considered a "product" representing our company. Therefore, we should take care of how the brand is displayed. Be sure that whatever "product" you use carrying the Hendrickson brand — a PowerPoint presentation, an email to a potential customer or a shirt you're wearing at a conference or trade show — displays the image proudly and properly.

Use the Brand Components Correctly

It's very easy to overlook seemingly minor details when using various brand components, yet these mistakes can damage the brand and create roadblocks in reaching your objectives. Always adhere to the guidelines detailed in the following sections to guarantee the smooth and successful implementation of the Motor Wheel brand.

For More Information

If you encounter a Motor Wheel branding situation not addressed in this manual, please contact Corporate Marketing Communications at 330.489.0050.

Logo Guidelines

This guide explains the proper use of the Motor Wheel corporate identity elements – our logo, tagline, color, usage and internal and external communication formats.

The most visible identity element is the Motor Wheel logo.

- The logo consists of the Motor Wheel text, the Brake Symbol and the ® symbol
- Standard logo colors are
Red – PANTONE PMS 201
Blue – PANTONE PMS 303
- See page 1-5 for complete logo color usage guidelines

When reproducing the logo:

- Never change or alter the element in either symbol
- Use only the artwork provided on MAAXSOURCE.com or by the communications department
- Do not create new artwork

When printing or creating promotional items, please refer to the color usage section (see page 1-5) for logo (size, color, positioning, etc.). The ® symbol can be removed if it fills in on publications or promotional items. However, please remember that applicable trademark symbols (® or ™) must be legible when trademarks are used on Motor Wheel products, product packaging and shipping materials, trade shows and other marketing displays and collateral.

Contact the Corporate Legal Department at 630-773-9111 with any questions or comments.



Correct

Tagline


The Motor Wheel Tagline – Performance on the Move®

- When used as a graphic element, the tagline must always appear in the word mark shown here
- If combining with Motor Wheel logo it can either be in the vertical or horizontal format shown here, but the preferred option would be the horizontal format

In literature or ad applications, the format shown to the right is the preferred logo and tagline relationship.

Applicable trademark symbols (® or ™) must be legible when trademarks are used on Hendrickson products, product packaging and shipping materials, trade shows and other marketing displays and collateral.

Contact the Corporate Legal Department at 630-773-9111 with any questions or comments.



Performance on the Move®

Correct

Color Usage

When the logo appears on a white or light-colored background:

- Motor Wheel logo is comprised of 2 colors:
Red – PANTONE PMS* 201
Blue – PANTONE PMS 303
- The color blocks for each are broken out to the right



When the logotype appears on a dark background:

- The Motor Wheel logo are reversed out in white

When printing one-color:

- All logotype elements should appear in the same color – either black, gray or reversed out in white

When printing RED in four-color:

- When building PMS 201 Red, use the CMYK percentages of:
C: 7
M: 100
Y: 65
K: 32

When using RED for web / digital:

R: 163 L: 35 HEX: #A80532
G: 11 A: 57
B: 53 B: 21

When printing BLUE in four-color:

- When building PMS 303 Blue, use the CMYK percentages of:
C: 97
M: 73
Y: 52
K: 56

When using BLUE for web / digital:

R: 25 L: 18 HEX: #002A3A
G: 46 A: -9
B: 60 B: -14

- Recommended to print as a six-color job with PMS 201 Red and PMS 303 as a spot colors

* PMS stands for Pantone Matching System, Pantone Inc.'s standard trademark for color reproduction and color reproduction materials.



The ® and & symbols should be removed if they are filling-in or too small to reproduce accurately on publications and / or promotional items.

Correct

Apparel and Promotional Items

When ordering apparel and promotional items, you must follow all logo, color standards and guidelines established in this manual.

Recommended Thread Specifications:

Red

Thread Manufacturer: Madeira
Thread Color: 1982

Blue

Thread Manufacturer: Madeira
Thread Color: 1555

The Motor Wheel and tagline may be used for select apparel and premium items, such as mugs, baseball caps, sticky notes, etc.


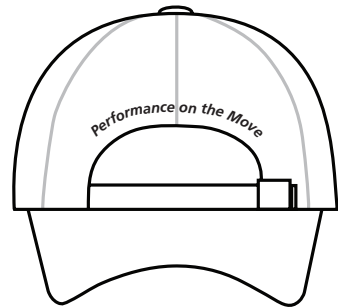
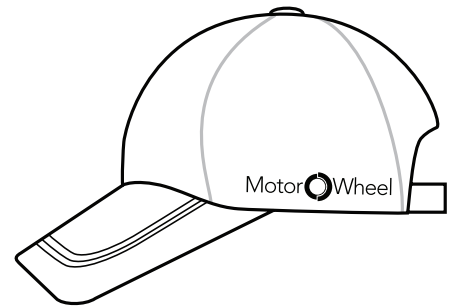
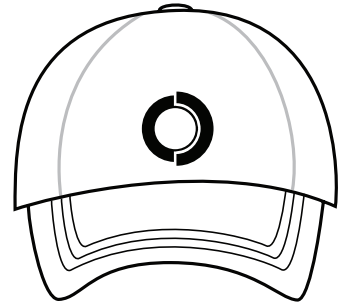
NOTE: The ® symbol is eliminated when the small size of the symbol renders it illegible on publications or promotional items.*

When printing or creating promotional items, please refer to the color usage section (1-5) for logo (size, color, positioning, etc.). The ® symbol can be removed if it fills in on publications or promotional items.

** Applicable trademark symbols (® or ™) must be legible when trademarks are used on Hendrickson products, product packaging and shipping materials, trade shows and other marketing displays.*

Contact the Corporate Legal Department at 630-773-9111 with any questions or comments.


Please contact Corporate Marketing Communications for approved vendors.




Email Signature Block

Please be sure that your email signature block conforms to the company standard. The signature block should be applied to all email, even those you generate from another application (for example, when you share a Word document).

All signature blocks should be set up like below and include the Motor Wheel logo, your contact information including job title, address, phone numbers, email, Motor Wheel website and Confidentiality Notice.

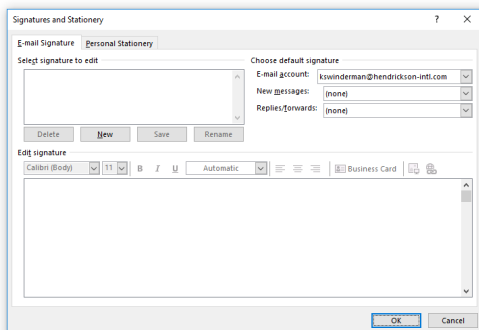


First LastName _____ Century Gothic Bold (14pt)
Title _____ Century Gothic Italic (10pt)
Motor Wheel _____ Century Gothic Bold (10pt)
 123 Main St. S.E., Anytown, OH 44707
 ph: 330.489.0000 | mobile: 330.489.0000 _____ Century Gothic Regular (10pt)
 email@motorwheel-intl.com
 motorwheel-intl.com



How to create your Signature Block:

- Highlight and copy an existing correct signature block in Outlook
- Create a new email
- Click the Signature Icon in the top toolbar and select **Signatures**.
- The Signature dialog box will open



- Select **New** and type a name for your signature
- Paste the copied Signature Block into the Edit Signature field
- Edit the copied signature block with your contact information
- Then **Save**.
Signature name should be assigned to all New messages and Replies / Forwards
- Then click **OK**

Contact Motor Wheel at **855.743.3733** for additional information.



MOTOR WHEEL
2660 Sydney St.
Chattanooga, TN 37408 USA
855.743.3733

www.motorwheel-intl.com

MW023 Rev A 10-23 *Motor Wheel is a brand of Hendrickson*

© 2023 Motor Wheel, LLC. All Rights Reserved. All trademarks shown are owned by Motor Wheel, LLC, or one of its affiliates.

Information contained in this literature was accurate at the time of publication. Product changes may have been made after the copyright date that are not reflected.

Printed in United States of America