



**CREWSON™ AUTOMATIC
BRAKE ADJUSTER**

AUTO-CHECK® STROKE INDICATOR OPTION



For more information on
CentriFuse drums, call 855.743.3733
or visit www.motorwheel-intl.com

CREWSON™ AUTOMATIC BRAKE ADJUSTER

Help reduce time spent under vehicles and increase performance with Crewson™ Automatic Brake Adjusters. Designed with efficiency and convenience in mind, they maintain proper shoe-to-drum clearance in demanding braking modes and can easily be installed in the field or on the shop floor.

Crewson Automatic Brake Adjusters support efforts in maintaining vehicles up to code and in peak operating conditions. Our brake adjusters have been designed with a variety of proprietary features including:

- **AUTO-CHECK®:** This advanced, optional feature allows for one to check air chamber stroke without crawling under the vehicle.
- **Cam Guard:** This lubrication system protects against seizing and corrosion between the S-Cam and the ABA.
- **Installation Guide:** This handy guide helps ensure correct and precise ABA installation.
- **Clearance-Sensing Adjuster System:** Crewson features the industry's premier reduced-wear clutch.
- **High-Strength Gearset:** Provides the ABA with durable operation in demanding conditions.
- **Blue Powder Coat:** Protects the ABA from harsh winter conditions.
- **Sealing:** The gear is sealed with a proprietary system that protects it from environmental contamination.
- **Pushrod Cutoff Tool:** For accurate measurements.

INSTALLATION

The Crewson Automatic Brake Adjuster comes with our structurally rigid installation guide. This handy and straight-forward guide helps ensure that even first-time users can install the ABA correctly time after time.

AUTO-CHECK

Our AUTO-CHECK option is designed to provide a method of checking the air chamber stroke without going under the vehicle.

- Installed on the ABA facing the center of the vehicle to easily see if brake stroke is within an acceptable range.
- Bright yellow pointer easily indicates set-up position, indicates working stroke and shows if brake stroke is past acceptable limit without crawling under the vehicle.
- Offers an extra quality-control check.



Installation Guide



Detail of AUTO-CHECK® Optional Feature

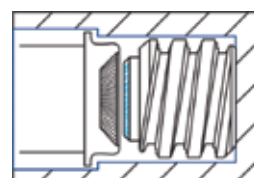


Figure A shows components disengaged to reduce wear (over 90% of the time).

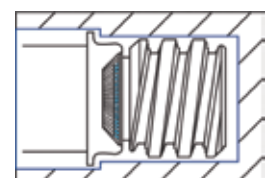


Figure B shows components engaged during brake adjustment (less than 10% of the time).

LONG-LIFE ADJUSTMENT SYSTEM

Heavy-duty internal components with a clearance-sensing clutch enables the brake system to adjust for hot braking conditions. This Crewson design protects the adjusting components during normal brake applications when brake adjustment is not required. In general, up to 85 to 90 percent of all brake applications do not require adjustment, so why subject the adjusting components to continuous wear?

The Crewson Adjustment System operates like the windshield wipers on a car — it is utilized only when needed, not continuously during vehicle operation.

- A typical commercial vehicle can make up to two million brake applications in five years.
- This same vehicle can be expected to require the ABA to adjust the brake up to 10 to 15 percent of the time.

CREWSON™ COMPETITIVE QUICK CROSSOVER

To convert from Crewson non AUTO-CHECK® to AUTO-CHECK part numbers:

- Change the first number from a (2) to (3) for chamber type 16, 20, 24 STD – 1.75 limit.
- Change the first number from a (2) to (4) for chamber type 16, 20, 24 LS, 30 STD – 2.00 limit and for chamber type 24 LLS, 30 LS – 2.5 limit.

| BENDIX | NON AUTO-CHECK | AUTO-CHECK |
|--------|----------------|------------|
| 065163 | MK243005 | MK443005 |
| 065164 | MK242005 | MK342005 |
| 065167 | MK251005 | MK451005 |
| 065169 | MK213005 | MK413005 |
| 065170 | MK211005 | MK411005 |
| 065172 | MK211065 | MK411065 |
| 065174 | MK221005 | MK421005 |
| 065175 | MK221065 | MK421065 |
| 065176 | MK221065 | MK421065 |
| 065177 | MK231065 | MK431065 |
| 065178 | MK231005 | MK431005 |
| 065179 | MK231065 | MK431065 |
| 065182 | MK231005 | MK431005 |
| 065221 | MK222005 | MK322005 |
| 065244 | MK244005 | MK344005 |
| 065245 | MK224005 | MK324005 |
| 065247 | MK221005 | MK421005 |
| 065274 | MK242005 | MK442005 |
| 065276 | MK224005 | MK424005 |
| 065306 | MK254005 | MK454005 |
| 065344 | MK211065 | MK411065 |
| 065335 | MK252005 | MK352005 |
| 065403 | MK251005 | MK451005 |
| 065488 | MK213005 | MK413005 |
| 065700 | MK211005 | MK411005 |
| 801351 | MK241005 | MK441005 |
| 801353 | MK212005 | MK312005 |
| 801355 | MK222005 | MK322005 |
| 801356 | MK221065 | MK421065 |
| 801358 | MK213005 | MK413005 |

| GUNITE (CONT.) | NON AUTO-CHECK | AUTO-CHECK |
|----------------|----------------|------------|
| AS1141 | MK221065 | MK421065 |
| AS1142 | MK221015 | MK421015 |
| AS1143 | MK231005 | MK431005 |
| AS1144 | MK231065 | MK431065 |
| AS1146 | MK211005 | MK411005 |
| AS1147 | MK211065 | MK411065 |
| AS1148 | MK211015 | MK411015 |
| AS1149 | MK221005 | MK421005 |
| AS1150 | MK221065 | MK421065 |
| AS1151 | MK221015 | MK421015 |
| AS1152 | MK244005 | MK344005 |
| AS1153 | MK243005 | MK343005 |
| AS1154 | MK254005 | MK354005 |
| AS1155 | MK253005 | MK353005 |
| AS1156 | MK213005 | MK413005 |
| AS1157 | MK223005 | MK423005 |
| AS1159 | MK231005 | MK431005 |
| AS1160 | MK231065 | MK431065 |
| AS1162 | MK211005 | MK411005 |
| AS1163 | MK211065 | MK411065 |
| AS1164 | MK211015 | MK411015 |
| AS1165 | MK221005 | MK421005 |
| AS1166 | MK221065 | MK421065 |
| AS1167 | MK221015 | MK421015 |

| MERITOR (CONT.) | NON-AUTO-CHECK | AUTO-CHECK |
|-----------------|----------------|------------|
| R801073 | MK221005 | MK421005 |
| R801074 | MK221065 | MK421065 |
| R801075 | MK221065 | MK421065 |
| R801079 | MK221005 | MK421005 |
| R801080 | MK221005 | MK421005 |
| R801100 | MK231065 | MK431065 |
| R801101 | MK231005 | MK431005 |
| R801102 | MK231065 | MK431065 |
| R802032 | MK244005 | MK344005 |
| R802033 | MK244005 | MK344005 |
| R802060 | MK252005 | MK352005 |
| R802061 | MK252005 | MK352005 |
| R802070 | MK251005 | MK451005 |
| R802071 | MK251005 | MK451005 |
| R802446 | MK221005 | MK421005 |
| R802447 | MK221005 | MK421005 |
| R806005 | MK221525 E | E |
| R806006 | MK221535 E | E |
| R806013 | MK221065 | MK421065 |
| R806014 | MK231065 | MK431065 |
| R806015 | MK211065 | MK421065 |
| R806019 | MK221005 | MK421005 |
| R806020 | MK231005 | MK431005 |
| R806021 | MK211005 | MK411005 |
| R806022 | MK211025 B | MK411005 D |
| R806023 | MK211035 B | MK411065 C |
| R806024 | MK221035 B | MK421065 C |
| R806026 | MK221025 B | MK421005 D |
| R806504 | MK253005 | MK453005 |
| R806505 | MK253005 | MK453005 |

Use clevis kit MC8410KTS for 1/2" push rods.
 ALL Gunitite AS1000 numbers are without clevises.
 IE: AS1040 is a AS1140 with clevis.

| HALDEX | NON AUTO-CHECK | AUTO-CHECK |
|----------|----------------|------------|
| 40010002 | MK243005 | MK443005 |
| 40010003 | MK243005 | MK443005 |
| 40010005 | MK211005 | MK411005 |
| 40010006 | MK213005 | MK413005 |
| 40010007 | MK213005 | MK413005 |
| 40010008 | MK221005 | MK421005 |
| 40010013 | MK241005 | MK441005 |
| 40010048 | MK223005 | MK323005 |
| 40010049 | MK223005 | MK323005 |
| 40010070 | MK221005 | MK421005 |
| 40010071 | MK211005 | MK411005 |
| 40010072 | MK241005 | MK441005 |
| 40010081 | MK221005 | MK421005 |
| 40010140 | MK221035 B | MK421065 C |
| 40010141 | MK221025 B | MK421005 D |
| 40010142 | MK211035 B | MK411065 C |
| 40010143 | MK221025 B | MK421005 D |
| 40010144 | MK221065 | MK421065 |
| 40010145 | MK211065 | MK411065 |
| 40010155 | MK211005 | MK411005 |
| 40010211 | MK221005 | MK421005 |
| 40010212 | MK221065 | MK421065 |
| 40010213 | MK231005 | MK431005 |
| 40010214 | MK231065 | MK431065 |
| 40010215 | MK211005 | MK411005 |
| 40010216 | MK211065 | MK411065 |
| 40010302 | MK211535 E | E |
| 40010304 | MK221525 E | E |

| MIDLAND | NON AUTO-CHECK | AUTO-CHECK |
|---------|----------------|------------|
| CS52315 | MK211035 B | MK411065 C |
| CS52316 | MK211025 B | MK411005 D |
| CS52317 | MK211045 | N/A |
| CS52320 | MK221025 B | MK421005 D |
| CS52321 | MK221035 B | MK421065 C |
| CS52322 | MK221045 | N/A |
| CS52325 | MK231025 B | MK431005 D |
| CS52326 | MK231065 | MK431065 |
| CS52330 | MK241025 B | MK441005 D |
| CS52331 | MK243005 | MK443005 |
| CS52332 | MK241035 B | MK441065 C |
| CS52335 | MK251025 B | MK451005 D |
| CS52336 | MK253005 | MK453005 |
| CS52337 | MK251035 B | MK451065 C |
| CS53342 | MK211535 E | E |
| CS52343 | MK221535 E | E |
| CS52344 | MK211045 | N/A |
| CS52345 | MK221045 | N/A |
| CS52346 | MK211005 | MK411005 A |
| CS52347 | MK221005 | MK421065 A |
| CS52348 | MK211065 | MK411065 A |
| CS52349 | MK221065 | MK421065 A |
| CS52350 | MK231065 | MK431065 A |
| CS52351 | MK211525 E | E |
| CS52352 | MK221525 E | E |
| CS52353 | MK211035 B | MK411065 C |
| CS52354 | MK211025 B | MK411005 D |
| CS52355 | MK221035 B | MK421065 C |
| CS52356 | MK221025 B | MK421005 D |
| CS52357 | MK231005 | MK431005 A |
| CS52358 | MK241005 | MK441005 A |
| CS52359 | MK251005 | MK351005 A |
| CS52360 | MK242005 | MK342005 A |
| CS52361 | MK252005 | MK352005 A |
| CS52362 | MK211005 | MK411005 A |
| CS52363 | MK211065 | MK411065 A |
| CS52364 | MK221005 | MK421005 A |
| CS52365 | MK221065 | MK421065 A |
| CS52366 | MK231065 | MK431065 A |

| EUCLID | NON AUTO-CHECK | AUTO-CHECK |
|----------|----------------|------------|
| E-6987A | MK241005 | MK441005 |
| E-6988A | MK243005 | MK443005 |
| E-6987A | MK241005 | MK441005 |
| E-6988A | MK243005 | MK443005 |
| E-6989A | MK251005 | MK451005 |
| E-6990A | MK253005 | MK453005 |
| E-6991A | MK211035 B | MK411065 C |
| E-6992A | MK211025 B | MK411005 D |
| E-6993A | MK221035 B | MK421065 C |
| E-6994A | MK221025 B | MK421005 D |
| E-6995A | MK231035 B | MK431065 C |
| E-6996A | MK231025 B | MK431005 D |
| E-10779A | MK221005 | MK421005 A |
| E-10780A | MK211005 | MK411005 A |
| E-10781A | MK221065 | MK421065 A |
| E-10782A | MK211065 | MK411065 A |
| E-10783A | MK231065 | MK431065 A |
| E-10784A | MK241005 | MK341005 A |
| E-10785A | MK221005 | MK421005 A |
| E-10786A | MK211005 | MK411005 A |
| E-10787A | MK231065 | MK431065 A |
| E-10788A | MK221065 | MK421065 A |
| E-10789A | MK211065 | MK411065 A |
| E-10949A | MK221535 E | E |
| E-10950A | MK211535 E | E |
| E-11872 | MK241015 | MK441015 A |
| E-11873 | MK221015 | MK421015 A |
| E-11875 | MK231015 | MK431015 A |
| E-11877 | MK251005 | MK351005 A |
| E-11879 | MK252005 | MK352005 A |
| E-11880 | MK242005 | MK342005 A |

| GUNITE | NON AUTO-CHECK | AUTO-CHECK |
|--------|----------------|------------|
| AS1132 | MK211005 F | MK411005 F |
| AS1133 | MK211065 F | MK411065 F |
| AS1134 | MK211015 | MK411015 |
| AS1136 | MK241005 F | MK441005 F |
| AS1138 | MK251005 F | MK451005 F |
| AS1140 | MK221005 F | MK421005 F |

| MERITOR | NON AUTO-CHECK | AUTO-CHECK |
|---------|----------------|------------|
| R801001 | MK242005 | MK342005 |
| R801002 | MK252005 | MK352005 |
| R801003 | MK251005 | MK451005 |
| R801004 | MK241005 | MK441005 |
| R801040 | MK211065 | MK421065 |
| R801041 | MK211005 | MK411005 |
| R801042 | MK211065 | MK411065 |
| R801043 | MK211005 | MK411005 |
| R801044 | MK211065 | MK421065 |
| R801070 | MK222005 | MK422005 |
| R801071 | MK221065 | MK421065 |
| R801072 | MK221005 | MK421005 |

- A AUTO-CHECK part numbers exact crossover
- B Double drilled
- C 6" arm length only
- D 5.5" arm length only
- E No AUTO-CHECK 12-1/4" brakes
- F For 5/8" push rod applications

CREWSON™ PART NUMBERS

Unlike other manufacturers, determining what part is needed can be done by gathering the following information.

(MK) ALL AFTEMARKET PART NUMBERS

(A) AUTO-CHECK® STROKE INDICATOR

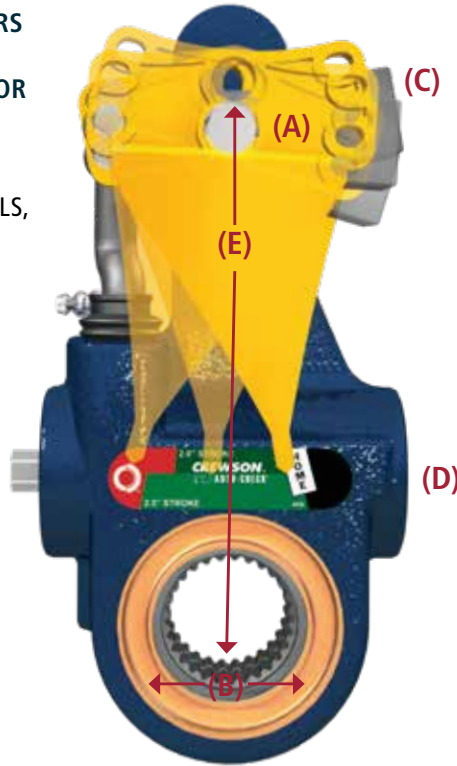
- (2) No "AUTO-CHECK" Indicator
- (3) T-16, 20, 24 Std. Stroke Chamber
- (4) T-30 Std. Stroke or T-16 LS, 20 LS Chamber, 24 LS Chamber and T-24 LLS, 30 Long Stroke Chamber

(B) SPLINE (Diameter – Splines)

- (1) 1-1/2" – 10
- (2) 1-1/2" – 28
- (3) 1-5/8" – 37
- (4) 1-1/4" – 10
- (5) 1-1/4" – 24

(C) CLEVIS OPTION

- (0) No Clevis
- (1) 5/8" – 18 Straight
- (2) 1/2" – 20 Straight
- (3) 5/8" – 18 Offset
- (4) 1/2" – 20 Offset
- (7) 5/8" – 18 Straight Extended
- (8) 5/8" – 18 Short Throat
- (9) 5/8" – 18 Short Throat 5/8 Offset
- (E) 1/2" – 20 Straight Extended



(D) BRAKE SIZE/TYPE

- (0) Std S-Cam Brake
- (1) Welded Clevis
- (5) 12-1/4" S-Cam Brake Curved Arm

(E) ARM LENGTH

- (0) 5.5"
- (1) 6.5"
- (2) 5.5", 6.5"
- (3) 5", 6"
- (4) 5", 6", 7"
- (6) 6"

EXAMPLE

| MK | (A) | (B) | (C) | (D) | (E) | S |
|----|-----|-----|-----|-----|-----|---|
| MK | 4 | 2 | 1 | 0 | 6 | S |

In This Example:

- (A) Would be a STD Type 30 AUTO-CHECK
- (B) Would be a 1-1/2" – 28 Spline
- (C) Would be a 5/8" – 18 Straight Clevis
- (D) Would be a Standard S-Cam Brake
- (E) Would be a 6" Arm Length

| COMPONENT PART NO. | COMPONENT DESCRIPTION |
|--------------------|---|
| MC8056KTAS | PIN KIT FOR ABA (AUTO-CHECK) |
| MC8056KTS | PIN KIT FOR ABA (NON AUTO-CHECK) |
| MC8500S | POINTER FOR ABA W/AUTO-CHECK |
| MC8530S | PUSHROD CUTOFF TOOL |
| MC8410KTAS | CLEVIS 1/2" — 20 STD W/ PIN KIT (AUTO-CHECK) |
| MC8410KTS | CLEVIS 1/2" — 20 STD W/ PIN KIT (NON AUTO-CHECK) |
| MC8412KTAS | SHORT CLEVIS 1/2" — 20 W/ PIN KIT (AUTO-CHECK) |
| MC8412KTS | SHORT CLEVIS 1/2" — 20 W/ PIN KIT (NON AUTO-CHECK) |
| MC8415KTAS | CLEVIS 1/2" — 20 OFFSET W/ PIN KIT (AUTO-CHECK) |
| MC8415KTS | CLEVIS 1/2" — 20 OFFSET W/ PIN KIT (NON AUTO-CHECK) |

| COMPONENT PART NO. | COMPONENT DESCRIPTION |
|--------------------|---|
| MC8420KTAS | CLEVIS 5/8" — 18 STD W/ PIN KIT (AUTO-CHECK) |
| MC8420KTS | CLEVIS 5/8" — 18 STD W/ PIN KIT (NON AUTO-CHECK) |
| MC8422KTAS | SHORT CLEVIS 5/8" — 18 W/ PIN KIT (AUTO-CHECK) |
| MC8422KTS | SHORT CLEVIS 5/8" — 18 W/ PIN KIT (NON AUTO-CHECK) |
| MC8425KTAS | CLEVIS 5/8" — 18 OFFSET W/ PIN KIT (AUTO-CHECK) |
| MC8425KTS | CLEVIS 5/8" — 18 OFFSET W/ PIN KIT (NON AUTO-CHECK) |
| MC8480KTAS | CLEVIS 5/8" — 18 EXT W/ PIN KIT (AUTO-CHECK) |
| MC8480KTS | CLEVIS 5/8" — 18 EXT W/ PIN KIT (NON AUTO-CHECK) |
| MC8120KTAS | CLEVIS 5/8" — 18 STD (1-1/4" SPACING) W/ PIN KIT (AUTO-CHECK) |
| MC8120KTS | CLEVIS 5/8" — 18 STD (1-1/4" SPACING) W/ PIN KIT (NON AUTO-CHECK) |

WARRANTY

The below table summarizes the applicable warranty periods for Crewson Automatic Brake Adjusters. Contact your local Motor Wheel representative for complete warranty terms, conditions and limitations.

| Warranty Period (Whichever occurs first) | 6 years/ 1 million miles | 2 years/ 200,000 miles | 1 year/ 100,000 miles |
|--|---|---|---|
| ABAs used for: | On-highway applications (tractor and trailer) | Off-highway applications (e.g. construction vehicles) | Vocation specific applications (e.g. school buses, city deliveries) |

Actual product performance may vary depending upon vehicle configuration, operation, service and other factors. All applications must comply with applicable specifications from Motor Wheel and the respective vehicle manufacturer. Contact Motor Wheel for additional details regarding specifications, applications, capacities, and operation, service and maintenance instructions.

Contact Motor Wheel at **855.743.3733** for additional information.



MOTOR WHEEL
2660 Sydney St.
Chattanooga, TN 37408 USA
855.743.3733

www.motorwheel-intl.com

MW004 10-20 Motor Wheel is a brand of Hendrickson

© 2020 Motor Wheel, LLC. All Rights Reserved. All trademarks shown are owned by Motor Wheel, LLC, or one of its affiliates, in one or more countries except for Bendix, Meritor, Euclid, Gunita, Haldex, and Midland, which are the property of their respective owners. Information contained in this literature was accurate at the time of publication. Product changes may have been made after the copyright date that are not reflected.

Printed in United States of America